

Unit 2 Families

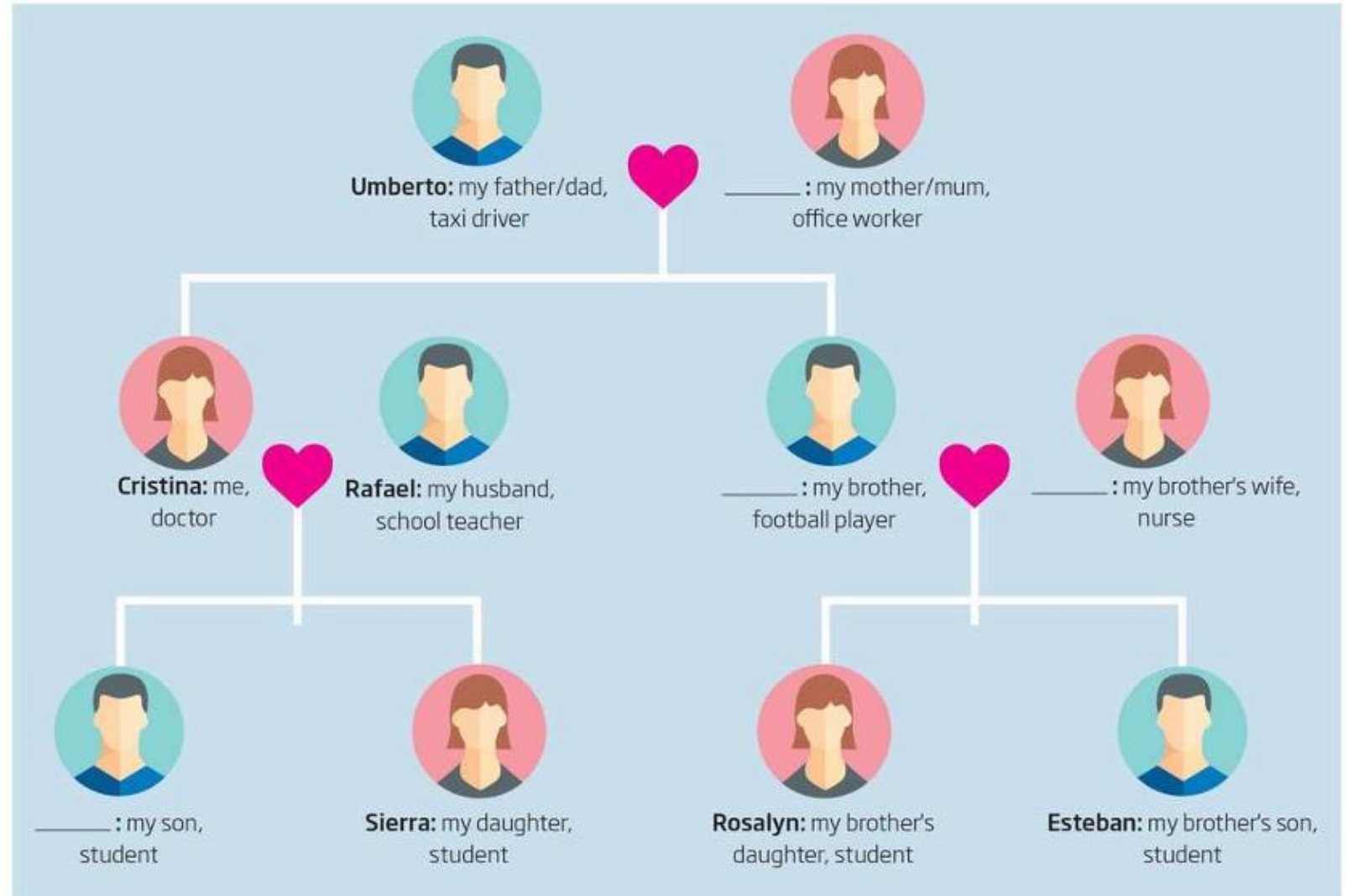
Goals to be achieved:

- **Goal:** talk about your family
- **Grammar:** possessive 's, *I/my, you/your*, etc.
- **Vocabulary:** family

A **family** is a group of two or more persons related by birth, marriage, or adoption who live together; all such related persons are considered as members of one family.

Vocabulary

- 1 Look at the photos and complete the family tree with the correct names.
- 2 a Look at the family tree again and complete the table below.



Excercise

Listen and match speaker 1-4 wit photos A-D.

b Listen again and complete the sentences.

- 1 This is my family. This is **my** _____, Jon, and **our** _____. **His** name is James.
- 2 This is a photo of **my** _____. **Their** names are Yuriko and Shinya. And this is **our** dog. **Its** name is Aki.
- 3 This is a photo of **my** _____. **Their** names are Jan, Karol and Tomasz.
- 4 This is a photo of **my** _____. **My** _____, Tony, is from Canada. **His** family are in Vancouver. My _____'s name is Lily.



Possessive 's

We can use possessive 's to talk about the relationship between people or to say who owns something. Possessive 's always comes after a noun or a name.

Grammar

- 5** Complete the grammar box with the words in bold in Exercise 4b.

Possessive 's

name + 's *Rafael is **Cristina's** husband.*

word + 's ***My mother's** name is Lily.*

I/ my, you/ your, etc.

I, you, etc.	possessive adjectives
I	1 _____
you	your
he	2 _____
she	her
it	3 _____
we	4 _____
they	5 _____

Excersie

Speaking

PREPARE

- 8** Draw a picture of your family, or find a photo on your phone.

SPEAK

- 9** Work in pairs. Tell your partner about your family.
- A: This is a photo of my family. This is my father. His name is Michael. He's an office worker.*

2 B: Everyday Things

Vocabulary

1 a Work in pairs. Look at pictures A and B. Where are the people?

b Match 1–12 in the pictures with a–l.

a a book

g a photo

b a phone

h a computer

c a desk

i a box

d a key


j a chair

e a table

k a cup

f a clock

l a pen



3 Work in pairs. Ask and answer questions about photos 1–8.

A: What's number 1?

B: It's a pen.



Excercise

 listen and complete the conversation

Max: Hi. Are you Carla?

Carla: Yes, I am.

Max: I'm Max. Nice to meet you.

Carla: Nice to meet you, too.

Max: Welcome to the company. This is our office. And this is your ¹_____.

Carla: OK.

Max: These are your ²_____ for the office.

Carla: OK.

Max: This is your ³_____ and this is the password.

Carla: Great.

Max: And that is my ⁴_____. Please ask me for help.

Carla: Thank you. Are those ⁵_____ of your family?

Max: Yes. That's my son and that's my daughter.

Carla: Very nice.

Max: Thank you. OK. Any questions?

Carla: Yes, where's my ⁶_____?

Max: Oh. Sorry. It's in the meeting room!

Exercise

- 6** Complete the phrases with *this*, *that*, *these* and *those*. Use Exercise 5b to help you.

this, that, these and those



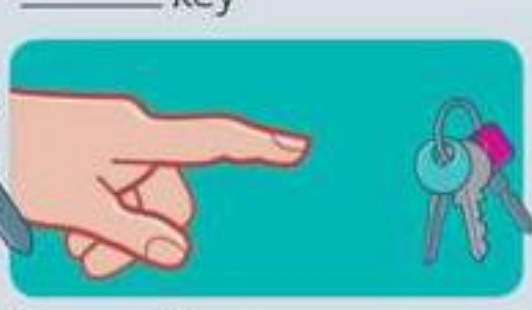
1 _____ key



2 _____ key



3 _____ keys



4 _____ keys

Speaking

PREPARE

- 10** Work in pairs. Look at picture A in Exercise 1. Student A: Prepare to give a new worker a tour of the meeting room. Student B: Ask questions. Use Exercise 5b to help you.

SPEAK

- 11** Roleplay the tour of the meeting room.

2c

Numbers

Vocabulary

1 a Match the numbers in the photos with the words in the box.

1 one, 2 two

eight five four nine one seven
six ten three two

b  2.9 Listen and repeat numbers 1–19.

11 eleven

12 twelve

13 thirteen

14 fourteen

15 fifteen

16 sixteen

17 seventeen

18 eighteen

19 nineteen

c  2.10 Listen and repeat the numbers below.

20 twenty

30 thirty

40 forty

50 fifty


60 sixty

70 seventy

80 eighty

90 ninety

100 a hundred

2  2.11 Listen and choose the numbers that you hear.

1 13/30

5 17/70

2 14/40

6 18/80

3 15/50

7 19/90

4 16/60




2D

English in action

Goal: pay for things in a shop



- 1 Look at the picture. What objects can you see?
- 2 a  2.20 Listen to a conversation in a shop. Which objects in the picture does the man buy?
 - b Listen again and tick the phrases in the Useful phrases box that you hear.

Useful phrases

Customer's phrases

How much is this book?
 How much are those cups?
 How much is this?
 How much is that?
 Can I pay by card?
 Here you are.
 Here's my card.

Shop assistant's phrases

It's £12 (for four cups).
 That's £9.99.
 It's £15.99.
 That's £27.99, please.
 Cash or card?
 Here's your change.
 Here's your card.

- 3 a Complete the conversation with phrases from the Useful phrases box.

Rosa: Excuse me. ¹_____ that chair?

Assistant: ²_____ £45.

Rosa: And ³_____ this box?

Assistant: That's £14.

Rosa: OK. ⁴_____ these cups?

Assistant: They're £2.

Rosa: OK. Three cups, please.

Assistant: ⁵_____ £6, please. ⁶_____?

Rosa: Card, please. ⁷_____.

Assistant: Thank you. ⁸_____.

Rosa: Thank you.

End of Unit 2